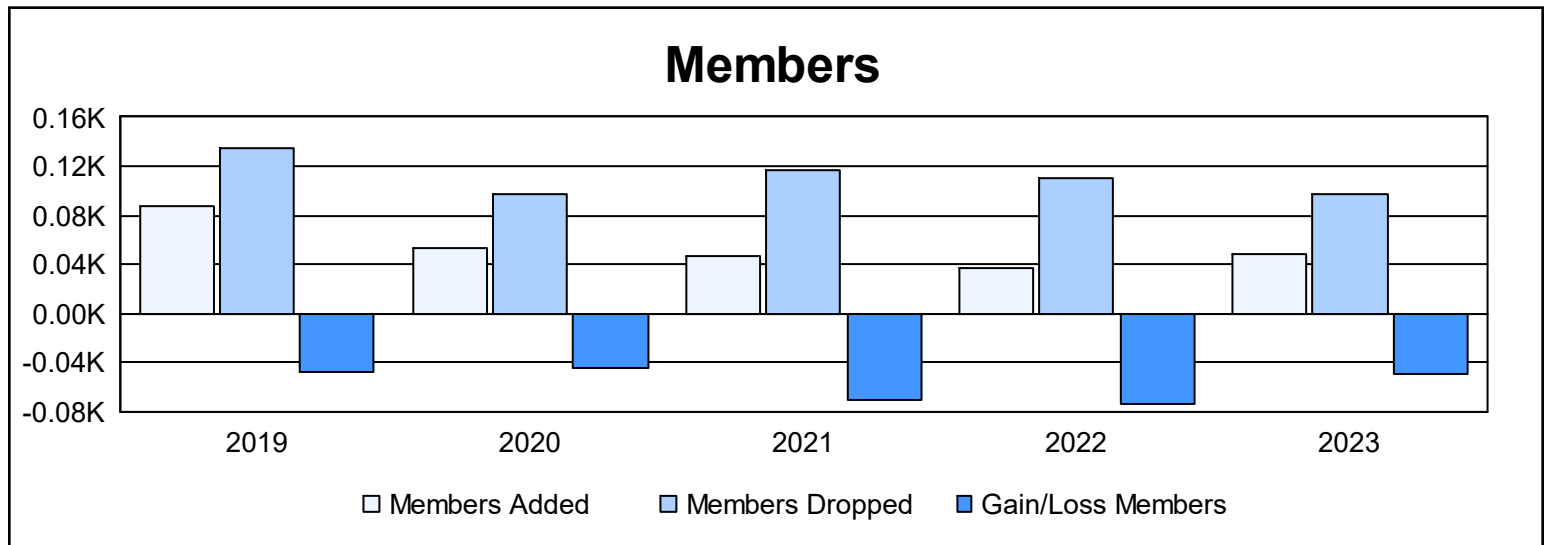
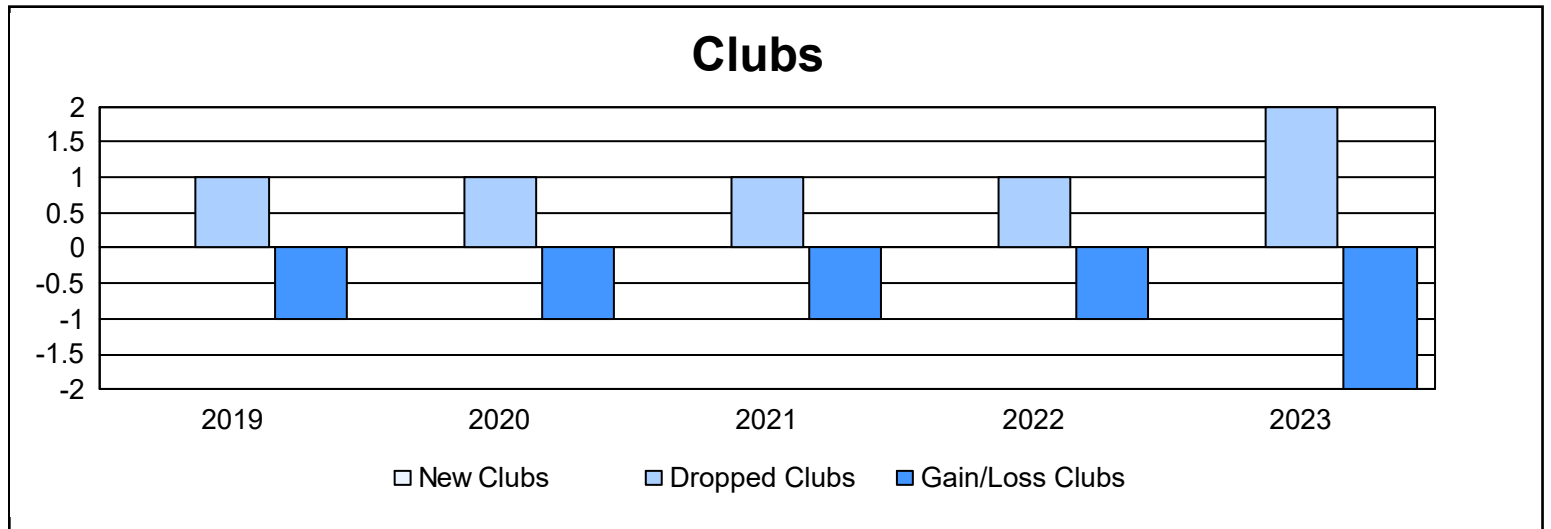
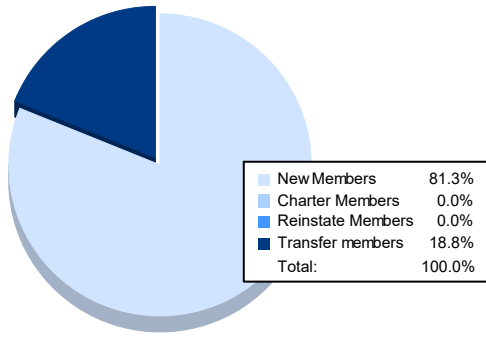


Year	New Clubs	Dropped Clubs	Gain/ Loss Clubs	New Members	Charter Members	Reinstate Members	Transfer Members	Total Member Added	Total Members Dropped	Gain/ Loss Members
2018-2019	0	1	-1	60	1	2	25	88	135	-47
2019-2020	0	1	-1	20	5	10	18	53	97	-44
2020-2021	0	1	-1	30	1	1	14	46	116	-70
2021-2022	0	1	-1	29	2	0	6	37	111	-74
2022-2023	0	2	-2	39	0	0	9	48	97	-49
<b>Average</b>	<b>0</b>	<b>1</b>	<b>-1</b>	<b>36</b>	<b>2</b>	<b>3</b>	<b>14</b>	<b>54</b>	<b>111</b>	<b>-57</b>



### Membership Composition June 2023 Cumulative



### Gender Composition June 2023 Cumulative

